

Rayat Shikshan Sanstha
Rajarshi Chhatrapati Shahu College, Kolhapur
Feedback Committee
Feedback Analysis of Students for Teachers
Academic Year: 2019-20
Submitted to
Internal Quality Assurance Cell

Introduction and Objectives:

Rayat Shikshan Sanstha's, **Rajarshi Chhatrapati Shahu College, Kolhapur** was established in the year 1961. The college aims at the overall development of the students to become entrepreneurs and professionals in the respective disciplines. Every year survey has conducted to assess the satisfaction of all the stakeholders regarding curriculum, teaching, learning, evaluation and infrastructure of the college. Receiving positive and negative feedback are an important in helping monitor and evaluate the provision. Feedback from all stakeholders is a contributing factor to run a successful college or institution.

Methodology

In academic year **2019-20**, we asked all stakeholders to fill a feedback form (provided by college). The feedback forms have also available on the college website. Filling of feedback is mandatory.

Design of Feedback

The responses from the students for teachers are collected on the five-point scale (Likert scale)

- 1) Strongly Agree
- 2) Agree
- 3) Neutral
- 4) Disagree
- 5) Strongly disagree

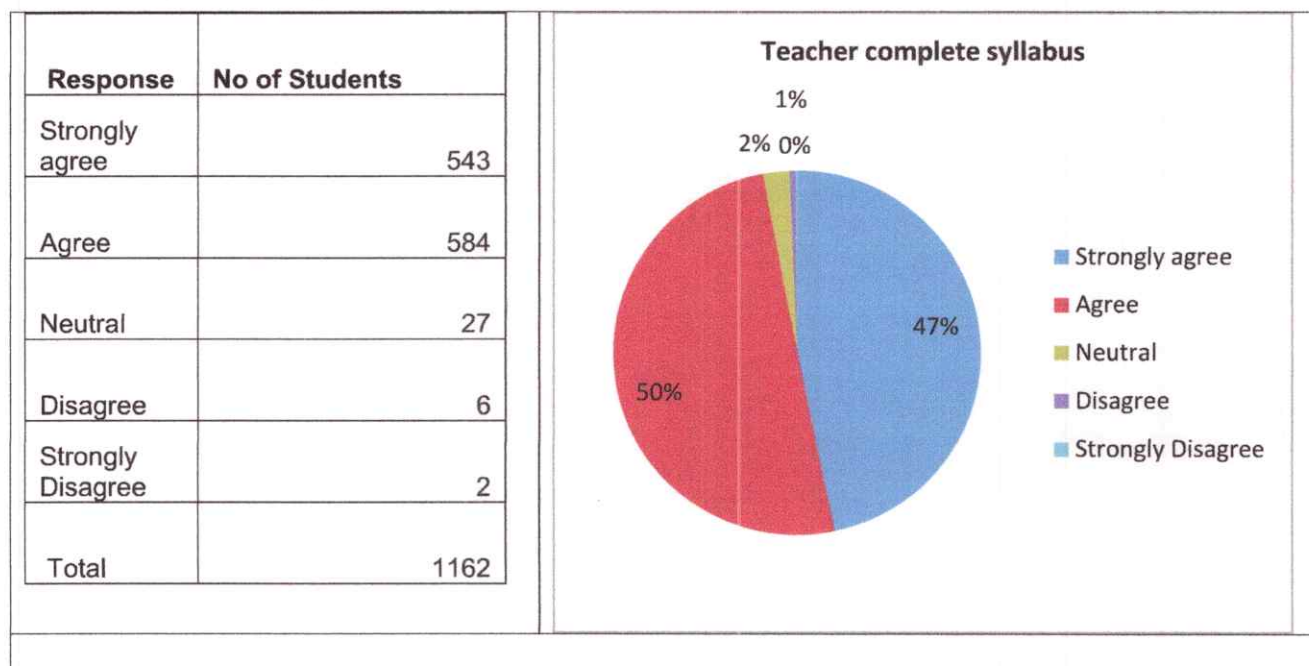
Data Coding

Least is best method is used to code data. It means lowest rank is given to the strongly agree response and next rank is given to agree response and so on.

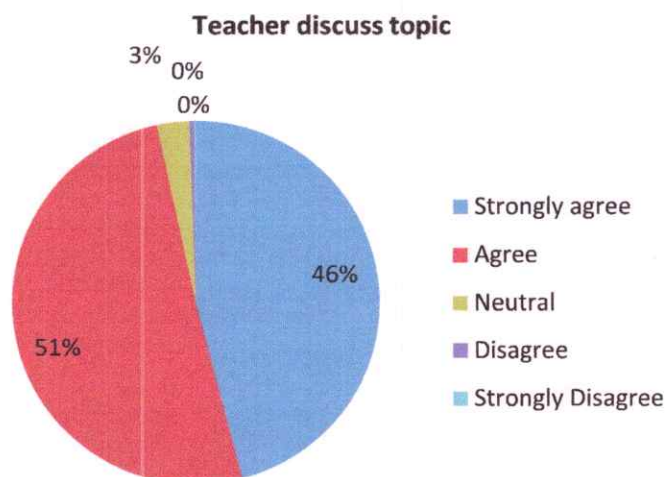
- 1) Strongly Agree : 1
- 2) Agree : 2
- 3) Neutral : 3
- 4) Disagree : 4
- 5) Strongly disagree : 5

Analysis of Feedback

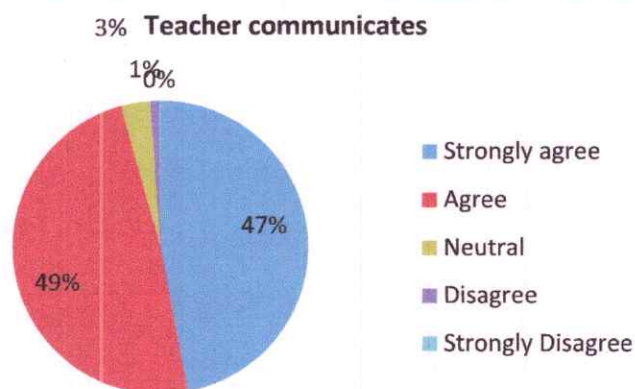
Feedback was collected and analyzed by Feedback Analysis Committee of the college. Opinion of all the stakeholders is obtained about each parameter in terms of percentage. Analyze the data using tabular and graphical representation.



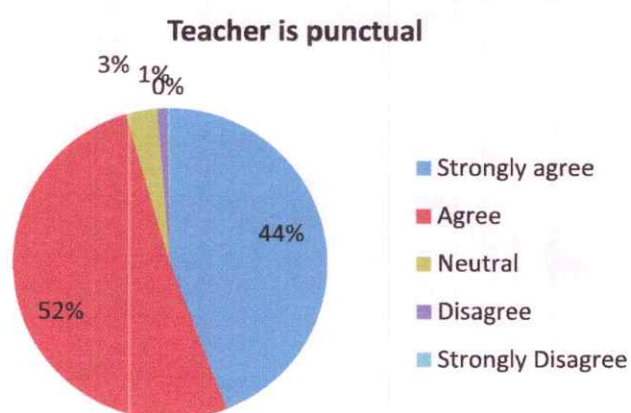
Response	No of Students
Strongly agree	534
Agree	588
Neutral	33
Disagree	5
Strongly Disagree	2
Total	1162



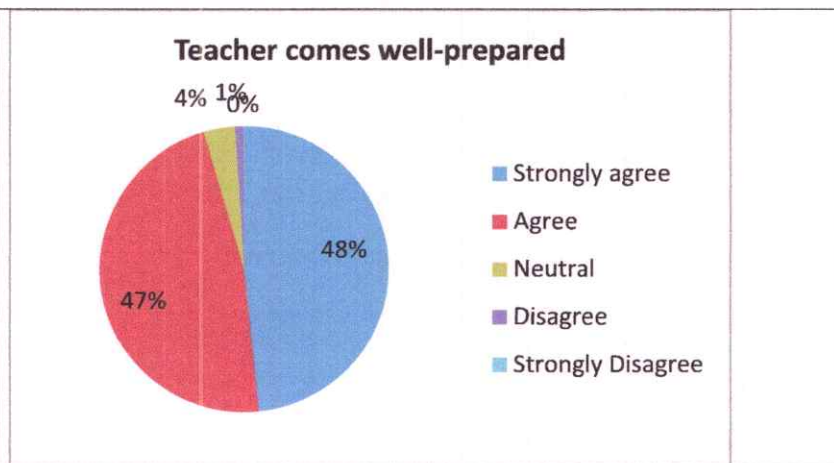
Response	No of Students
Strongly agree	547
Agree	565
Neutral	37
Disagree	11
Strongly Disagree	2
Total	1162



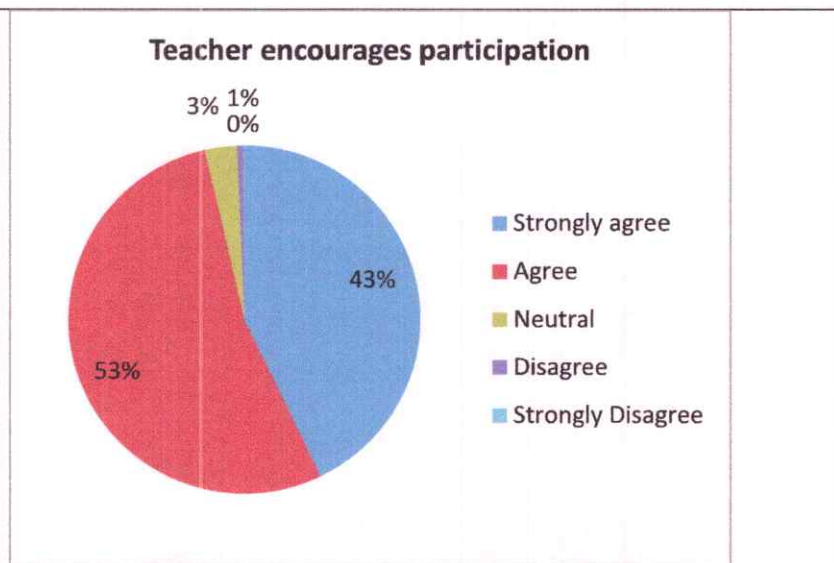
Response	No of Students
Strongly agree	513
Agree	596
Neutral	38
Disagree	12
Strongly Disagree	3
Total	1162



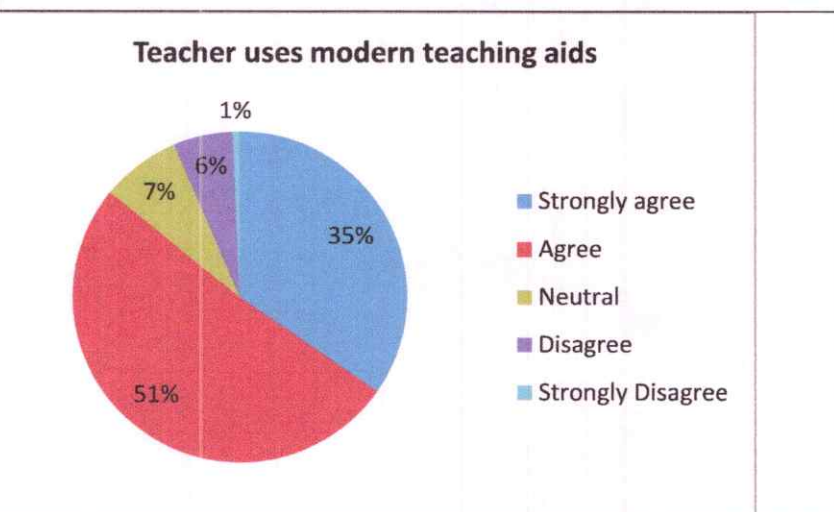
Response	No of Students
Strongly agree	562
Agree	547
Neutral	41
Disagree	11
Strongly Disagree	1
Total	1162



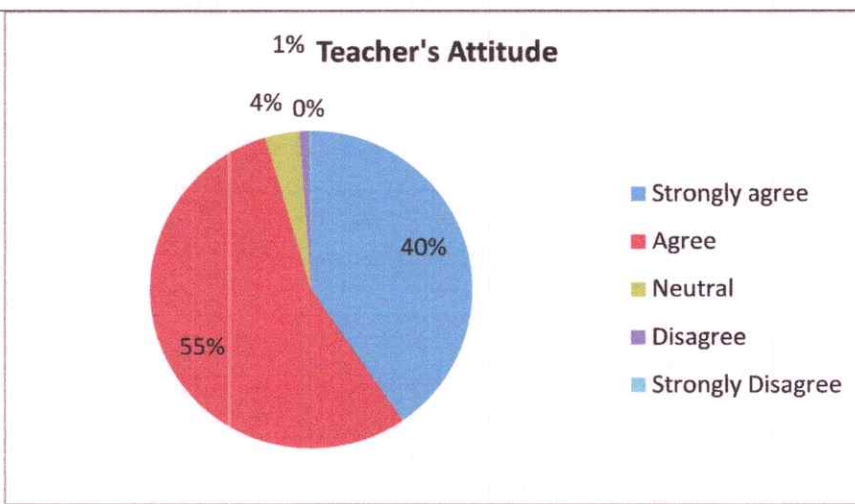
Response	No of Students
Strongly agree	498
Agree	622
Neutral	34
Disagree	7
Strongly Disagree	1
Total	1162



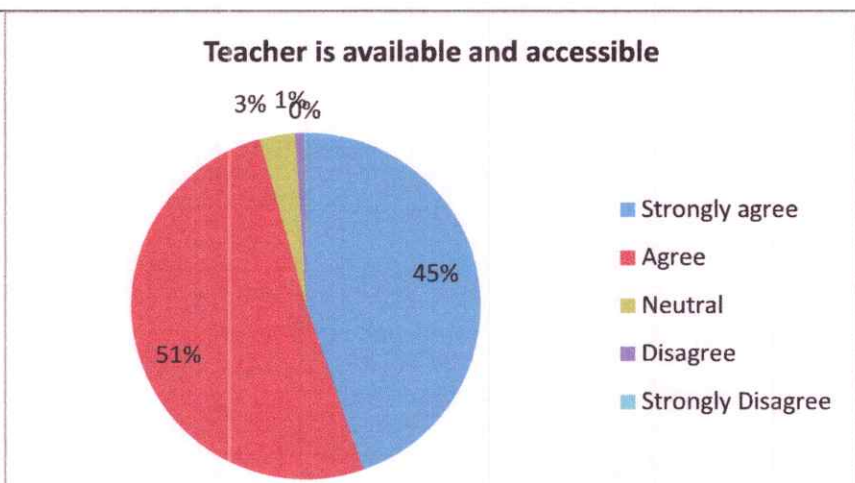
Response	No of Students
Strongly agree	403
Agree	595
Neutral	89
Disagree	67
Strongly Disagree	8
Total	1162



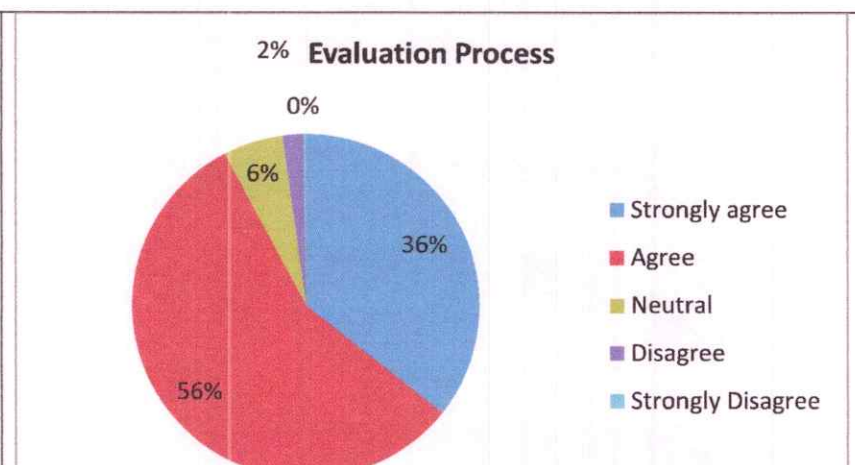
Response	No of Students
Strongly agree	469
Agree	639
Neutral	40
Disagree	11
Strongly Disagree	3
Total	1162



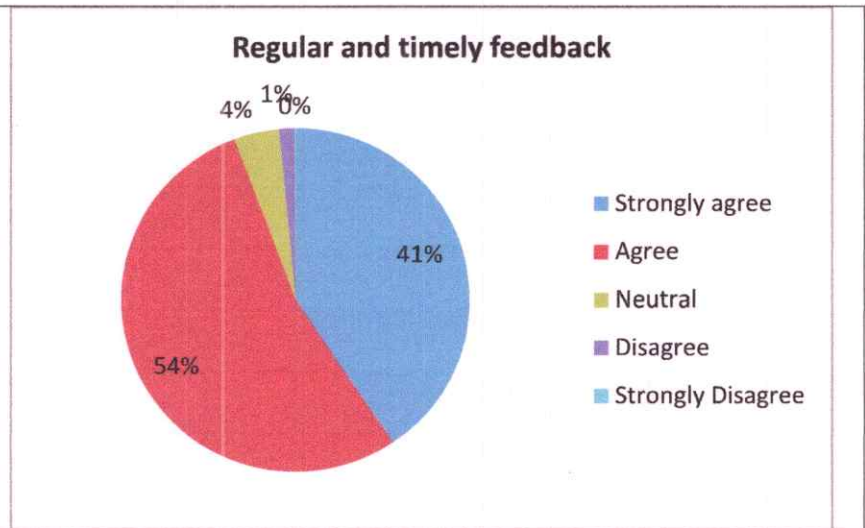
Response	No of Students
Strongly agree	519
Agree	593
Neutral	38
Disagree	10
Strongly Disagree	2
Total	1162



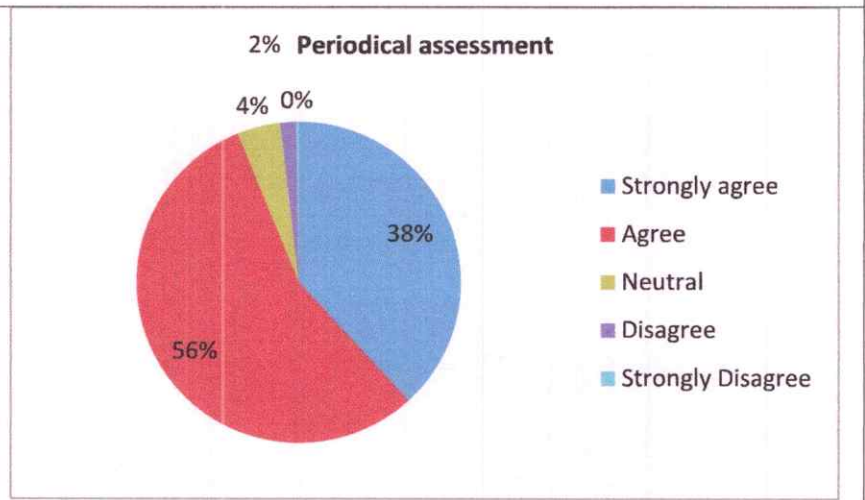
Response	No of Students
Strongly agree	415
Agree	657
Neutral	65
Disagree	22
Strongly Disagree	3
Total	1162




Response	No of Students
Strongly agree	471
Agree	624
Neutral	49
Disagree	16
Strongly Disagree	2
Total	1162



Response	No of Students
Strongly agree	443
Agree	647
Neutral	50
Disagree	18
Strongly Disagree	4
Total	1162



Response	No of Students
Strongly agree	483
Agree	619
Neutral	33
Disagree	21
Strongly Disagree	6
Total	1162



Conclusion:

Feedback of students for teacher was analysed and the opinion of the stakeholders is obtained about each parameter in terms of percentage. From feedback the conclusions are: The respondent is strongly agreeing with 58% for teacher completes the entire syllabus in time, with 54% for teacher discusses topics and interact in the class, with 53% for teacher is punctual in the class, with 54% for teacher comes well prepared for the class and teacher encourages participation and discussion in the class.

The respondents are agreeing with 94% for the teacher uses modern teaching aids, handout, suitable references, power point presentation, web resources, with 92% for the teacher's attitude towards the students is friendly & helpful and the teacher is available and accessible in the department, with 94% for the evaluation process is fair and unbiased, with 94% for Regular and timely feedback is given on your performance. The respondents are not agreeing with 2% for Periodical assessment is conducted as per schedule, with 94% for learnt and understood the subject materials in this course.

Suggestion/ Recommendation

For teaching staff, the students suggested and recommended that,

1. The quality of teacher's is best.
2. Arrange remedial classes for slow learners



Chairman

Feedback Analysis Committee



IQAC Coordinator
R. C. Shahu College,
Kolhapur.



Principal,
Rajarshi Chh. Shahu College
Kolhapur.